

Name: _____

Date: _____


Math 8

Dividing Integers Worksheet


Directions: Answer using the indicated method. Have fun and enjoy the math goodness.

Part A – Divide using tiles. Draw the yellow and red tiles. Yellow = +1 Red = -1


1. $(-21) \div (+7) =$




2. $(-10) \div (-5) =$




3. $(+30) \div (-5) =$




4. $(-21) \div (+3) =$




5. $(+32) \div (+4) =$




6. $(+28) \div (-7) =$



7. $(-36) \div (-9) =$



8. $(+27) \div (+9) =$

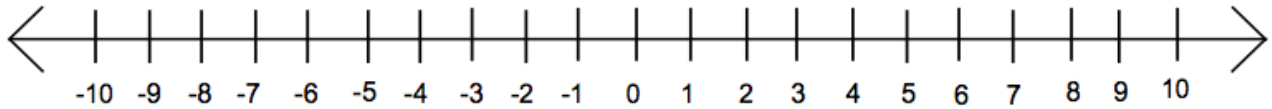


Name: _____

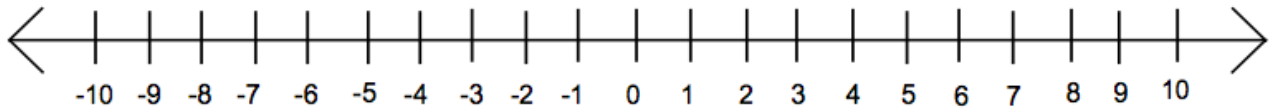
Date: _____

Part B – Divide using the number line. Show the ‘walking’ of the number line. Write the answer after the equals sign.

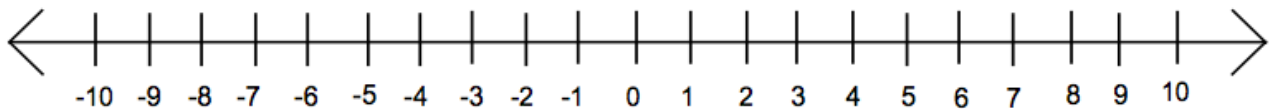
1. $(-4) \div (-2) =$



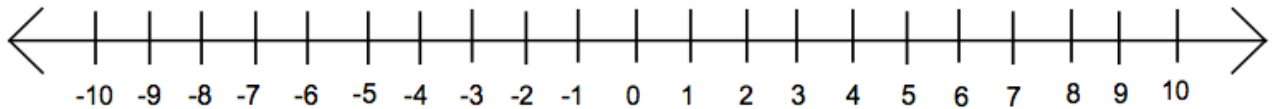
2. $(-10) \div (+5) =$



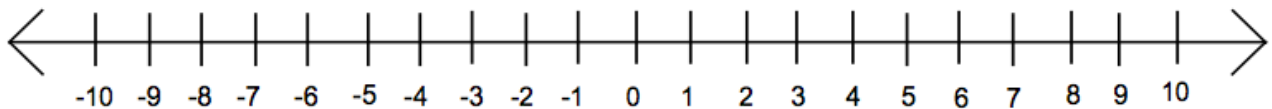
3. $(+9) \div (-1) =$



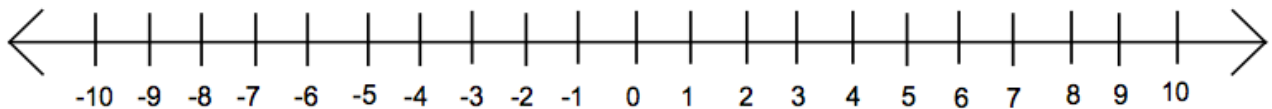
4. $(+6) \div (+3) =$



5. $(+8) \div (-4) =$



6. $(-7) \div (-7) =$



7. $(-6) \div (+1) =$

