

Name: \_\_\_\_\_

Date: \_\_\_\_\_


# Math 8

## Multiplying Integers Worksheet


Directions: Answer using the indicated method. Have fun and enjoy the math goodness.

**Part A** – Multiply using tiles. Draw the yellow and red tiles. Yellow = +1 Red = -1


1.  $(-2) \times (+3) =$




2.  $(-3) \times (-2) =$




3.  $(+5) \times (-5) =$




4.  $(-6) \times (+2) =$




5.  $(-8) \times (+4) =$




6.  $(+4) \times (-4) =$



7.  $(+3) \times (-7) =$



8.  $(+6) \times (-4) =$

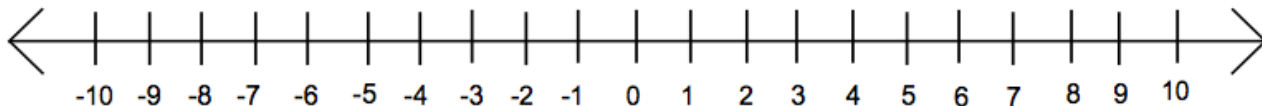


Name: \_\_\_\_\_

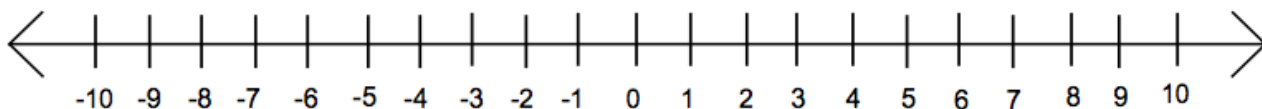
Date: \_\_\_\_\_

**Part B** – Multiply using the number line. Show the ‘walking’ of the number line. Write the answer after the equals sign.

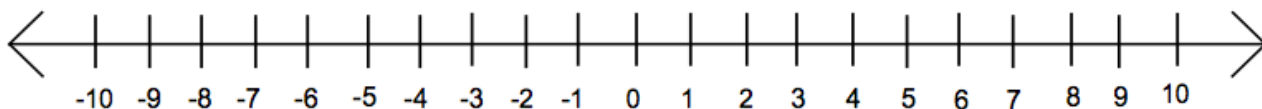
1.  $(-4) \times (-2) =$



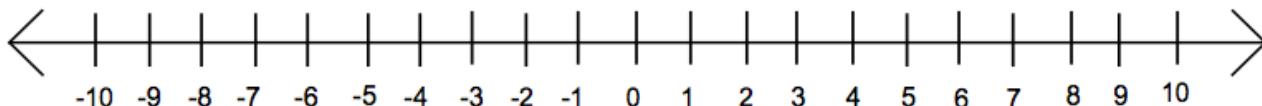
2.  $(-2) \times (+5) =$



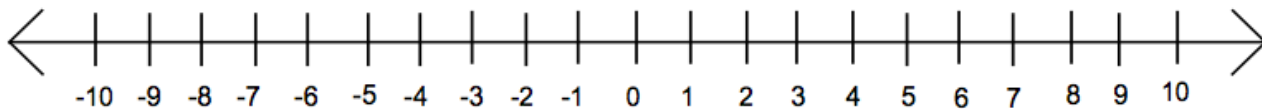
3.  $(+6) \times (-1) =$



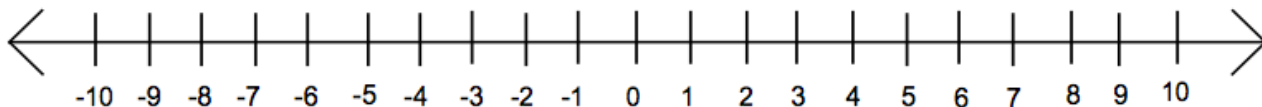
4.  $(-3) \times (-3) =$



5.  $(+1) \times (+8) =$



6.  $(-2) \times (+2) =$



7.  $(-10) \times (0) =$

