

Name: _____

Date: _____

Math 8

Subtracting Integers Worksheet

Directions: Answer using the indicated method. Have fun and enjoy the math goodness.

Part A – Subtract using tiles. Draw the yellow and red tiles. Yellow = +1 Red = -1

1. $(-6) - (+7) =$

2. $(+4) - (-6) =$

3. $(-6) - (+10) =$

4. $(-9) - (+7) =$

5. $(+9) - (-2) =$

6. $(-7) - (-2) =$

7. $(-4) - (+1) =$

8. $(-3) - (+4) =$

9. $(-7) - (-1) =$

10. $(+3) - (-2) =$

11. $(+2) - (7) =$

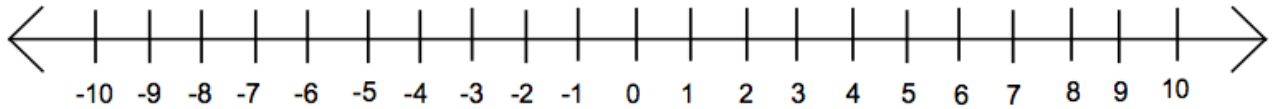
12. $(-5) - (-7) =$

Name: _____

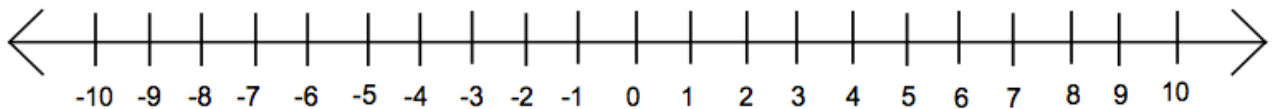
Date: _____

Part B – Subtract using the number line. Show the lines for each integer and write the answer after the equals sign.

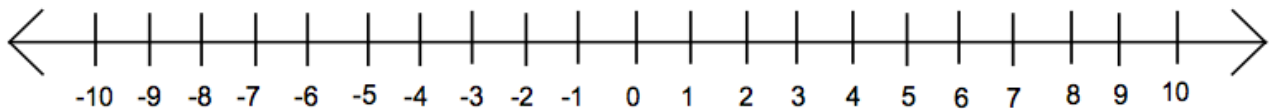
1. $(-4) - (-3) =$



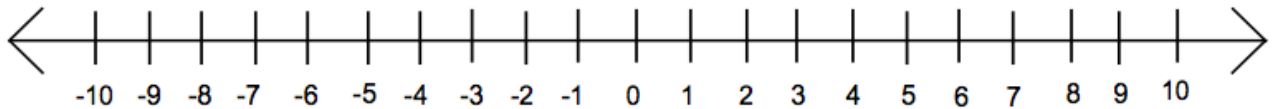
2. $(-2) - (+8) =$



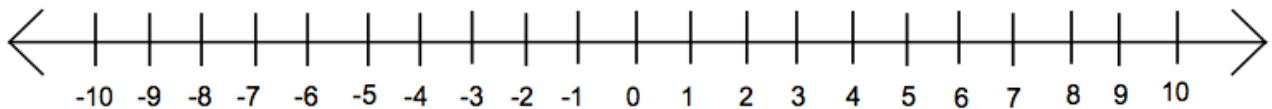
3. $(+6) - (-1) =$



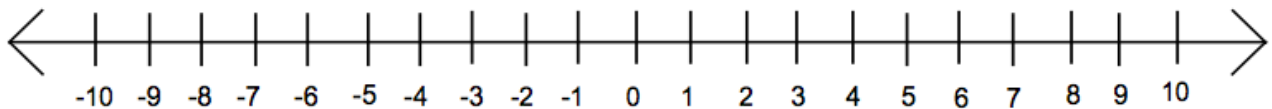
4. $(+3) - (-3) =$



5. $(+5) - (+4) =$



6. $(-5) - (-8) =$



7. $(-8) - (+4) =$

