

Name: _____

Date: _____

Math 8

Adding Integers Worksheet

Directions: Answer using the indicated method. Have fun and enjoy the math goodness.

Part A – Add using tiles. Draw the yellow and red tiles. Yellow = +1 Red = -1

1. $(-2) + (+7) =$

2. $(-4) + (-4) =$

3. $(+6) + (+6) =$

4. $(-9) + (-1) =$

5. $(+9) + (-6) =$

6. $(-7) + (+10) =$

7. $(+4) + (+1) =$

8. $(-3) + (-4) =$

9. $(-4) + (+11) =$

10. $(+1) + (-11) =$

11. $(+9) + (0) =$

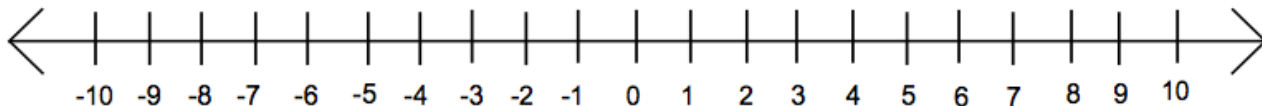
12. $(-5) + (+12) =$

Name: _____

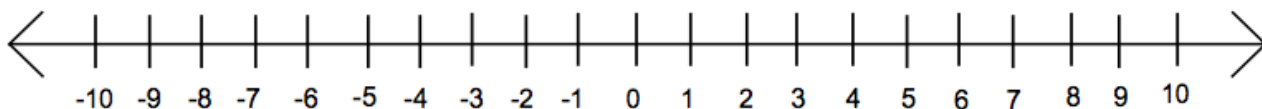
Date: _____

Part B – Add using the number line. Show the lines for each integer and write the answer after the equals sign. (Use either method for adding integers on a number line)

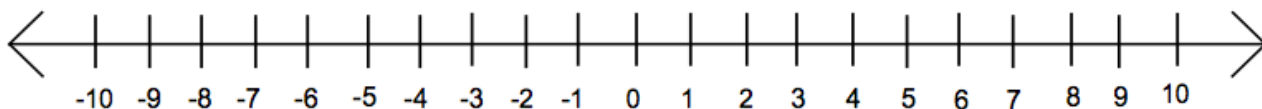
1. $(-4) + (+10) =$



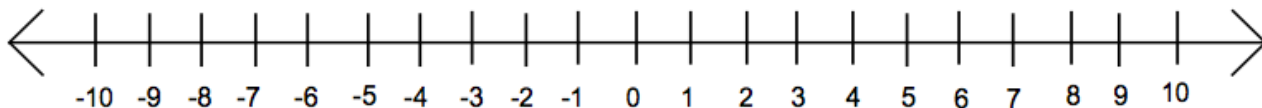
2. $(-9) + (+12) =$



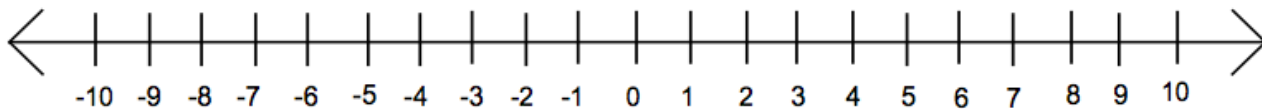
3. $(+6) + (-4) =$



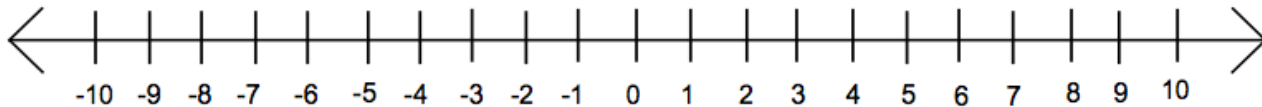
4. $(+4) + (-7) =$



5. $(+3) + (+6) =$



6. $(-3) + (-5) =$



7. $(-9) + (+16) =$

